

AERODROME CHART - ICAO

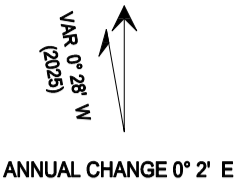
08 06 45 N
098 18 33 E

ELEV 84 FT

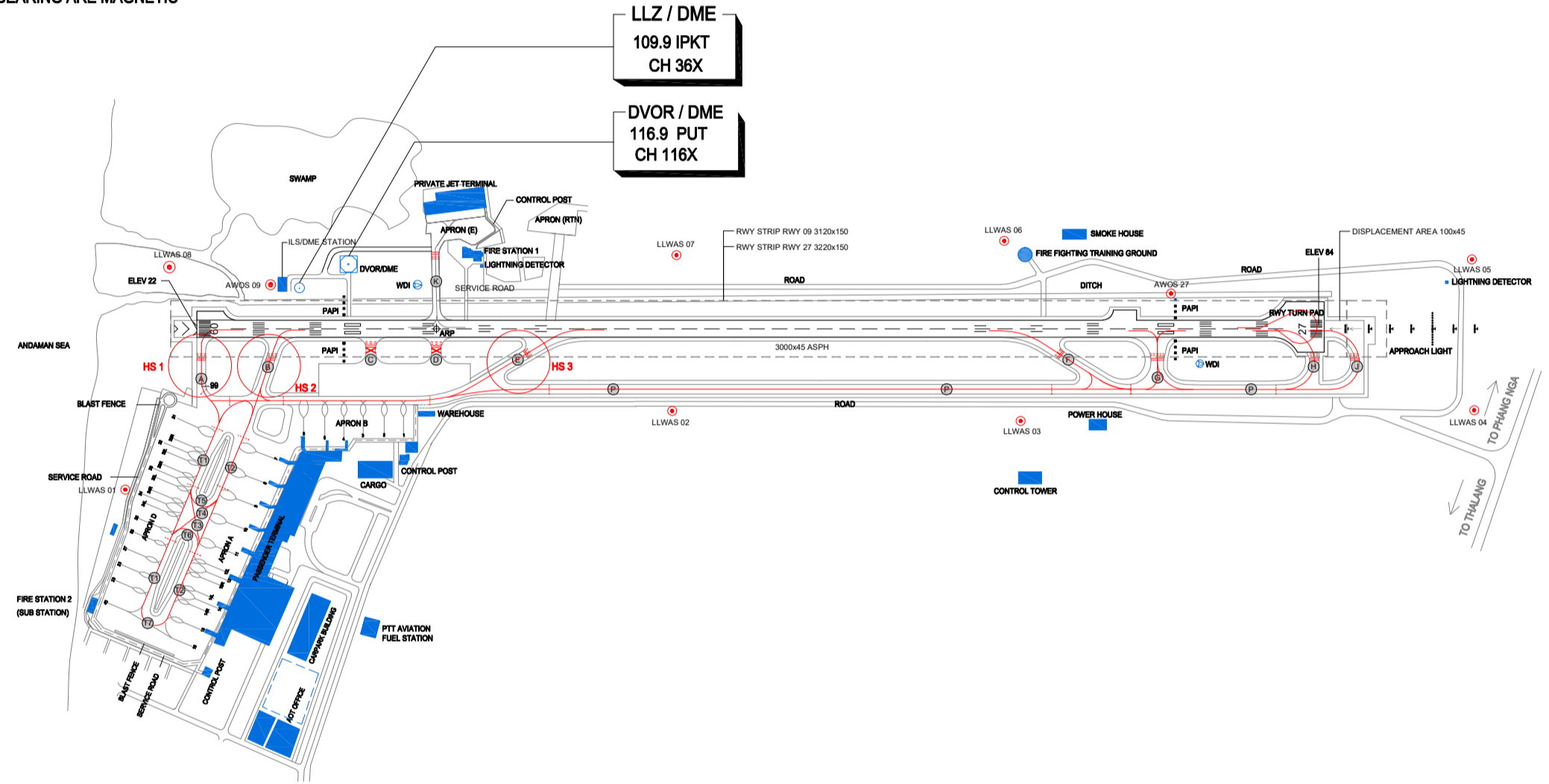
TWR : 118.1 236.6

PHUKET / Phuket Intl

RWY	DIRECTION (TRUE BRG)	THR	BEARING STRENGTH
09	85°	8°6'43"N 98°18'12"E	PCR 800/F/A/X/T
27	265°	8°6'52"N 98°19'49"E	PCR 800/F/A/X/T PCR 1240/R/C/W/T(100 M BFR THR 27)
TAXIWAYS	A,B,E,F,G		PCR 710/R/A/W/T
TAXIWAYS	C, D		PCR 380/F/A/X/T
TAXIWAYS	H,J		PCR 1240/R/C/W/T
TAXIWAY	K		PCR 550/F/D/X/T
TAXIWAY	P		PCR 710/R/A/W/T, PCR 800/F/C/X/T
TAXILANES	T1, T2, T3, T4, T5, T6, T7		PCR 780/R/A/W/T
APRONS	A, B, D		PCR 780/R/A/W/T
APRON	E		PCR 580/R/C/W/T

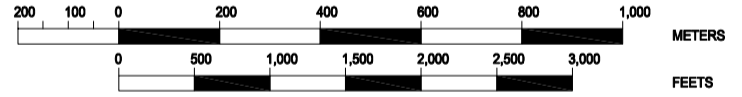


ELEVATIONS IN FEET AND DIMENSIONS IN METRES
BEARING ARE MAGNETIC



LLZ / DME
109.9 IPKT
CH 36X

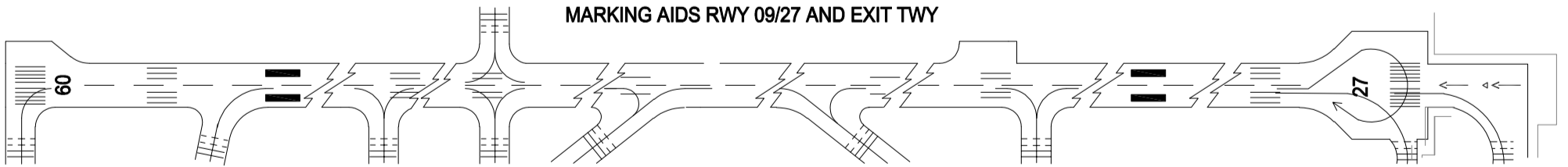
DVOR / DME
116.9 PUT
CH 116X



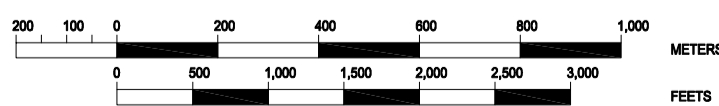
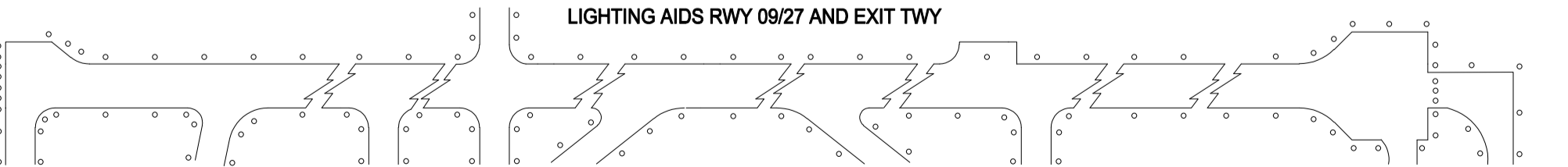
LEGEND	
CLOSED	✗
HOT SPOT	○
BUILDING	■
TAXIWAY AND TAXILANE IDENTIFICATION	(A) OR (T)
INTERMEDIATE HOLDING POSITION	---

LIGHTING AIDS	
RWY EDGE LIGHT	WHITE
RWY EDGE LIGHT AT DISPLACE THR	RED UNIDIRECTIONAL
TWY EDGE LIGHT	BLUE
THR / END LIGHT	GREEN / RED BIDIRECTIONAL

MARKING AIDS RWY 09/27 AND EXIT TWY



LIGHTING AIDS RWY 09/27 AND EXIT TWY



CHANGE : APRON C REMOVED