

AERODROME CHART - ICAO

08 06 45 N
098 18 33 E

ELEV 84 FT

TWR : 118.1 236.6

PHUKET / Phuket Intl

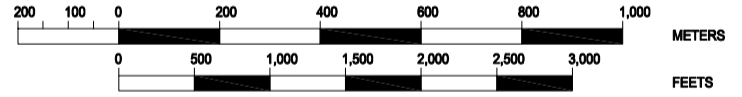
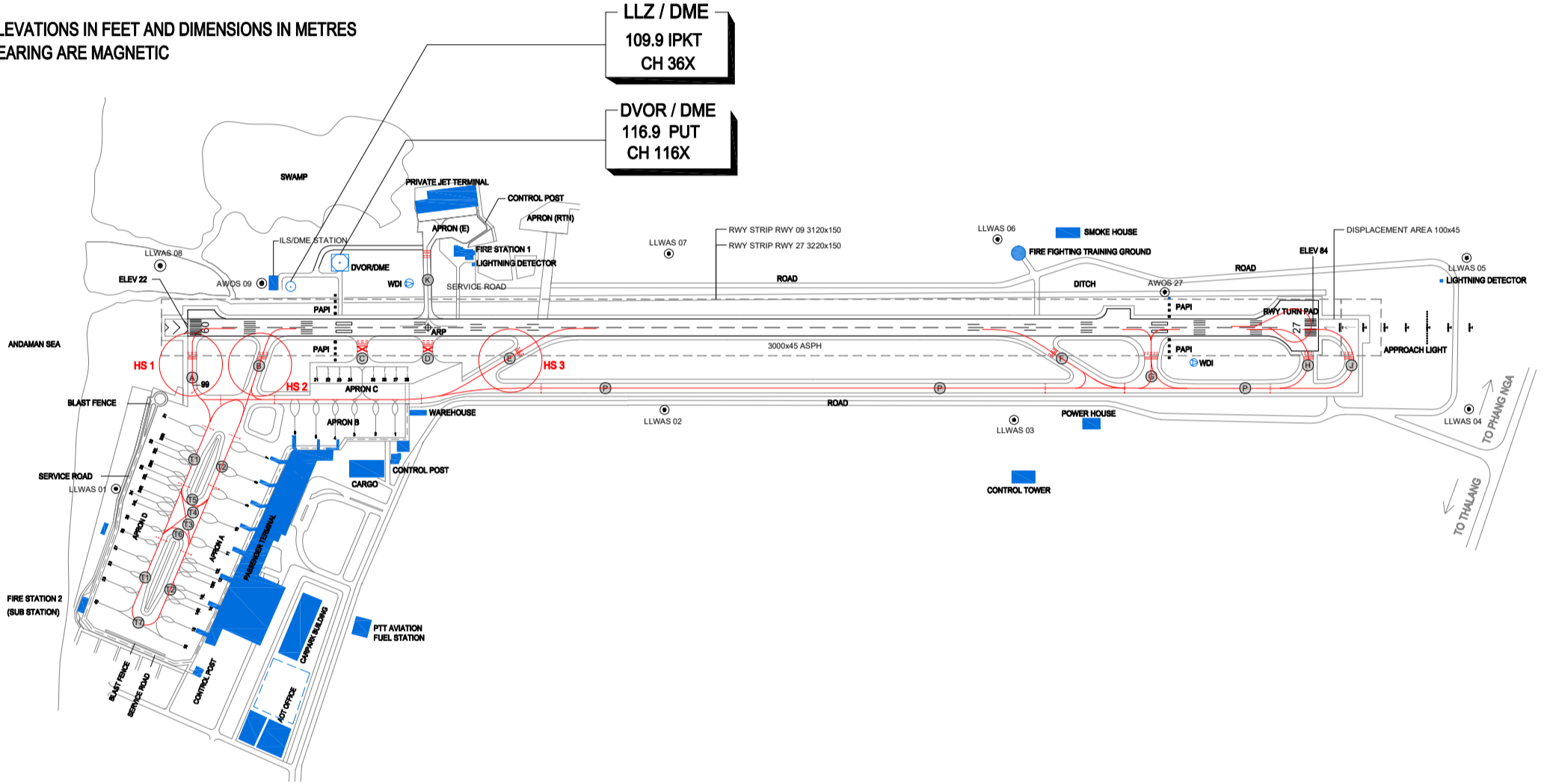
RWY	DIRECTION	THR	BEARING STRENGTH
09	85°	8°6'43"N 98°18'12"E	PCR 800/F/A/X/T
27	265°	8°6'52"N 98°19'50"E	PCR 800/F/A/X/T PCR 1240/R/C/W/T(100 M BFR THR 27)
TAXIWAYS	A,B,E,F,G		PCR 710/R/A/W/T
TAXIWAYS	C, D		PCR 380/F/A/X/T
TAXIWAYS	H,J		PCR 1240/R/C/W/T
TAXIWAY	K		PCR 550/F/D/X/T
TAXIWAY	P		PCR 710/R/A/W/T, PCR 800/F/C/X/T
TAXILANES	T1, T2, T3, T4, T5, T6, T7		PCR 780/R/A/W/T
APRONS	A, B, D		PCR 780/R/A/W/T
APRON	C		PCR 570/R/A/W/T, PCR 380/F/A/X/T
APRON	E		PCR 580/R/C/W/T



ELEVATIONS IN FEET AND DIMENSIONS IN METRES
BEARING ARE MAGNETIC

LLZ / DME
109.9 IPKT
CH 36X

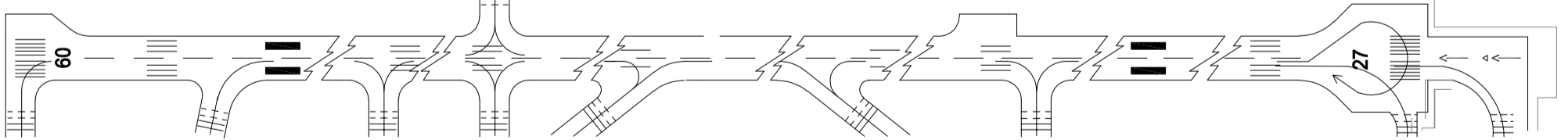
DVOR / DME
116.9 PUT
CH 116X




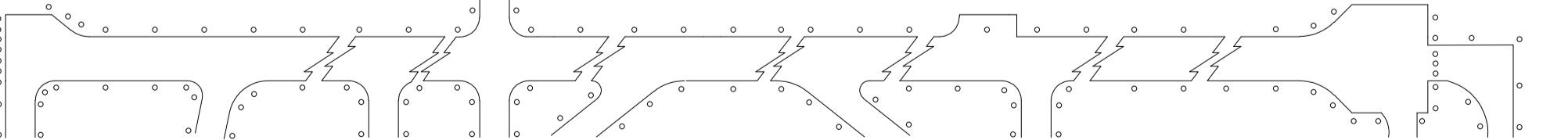
LEGEND	
CLOSED	
HOT SPOT	
BUILDING	
TAXIWAY AND TAXILANE IDENTIFICATION	
INTERMEDIATE HOLDING POSITION	

LIGHTING AIDS	
RWY EDGE LIGHT	WHITE
RWY EDGE LIGHT AT DISPLACE THR	RED UNIDIRECTIONAL
TWY EDGE LIGHT	BLUE
THR / END LIGHT	GREEN / RED BIDIRECTIONAL

MARKING AIDS RWY 09/27 AND EXIT TWY



LIGHTING AIDS RWY 09/27 AND EXIT TWY



CHANGE: MAG VAR/ANNUAL CHANGE, THR COORDINATES FORMAT CHANGED