

AERODROME CHART - ICAO

13 41 09 N
100 44 56 E ELEV 8 FT

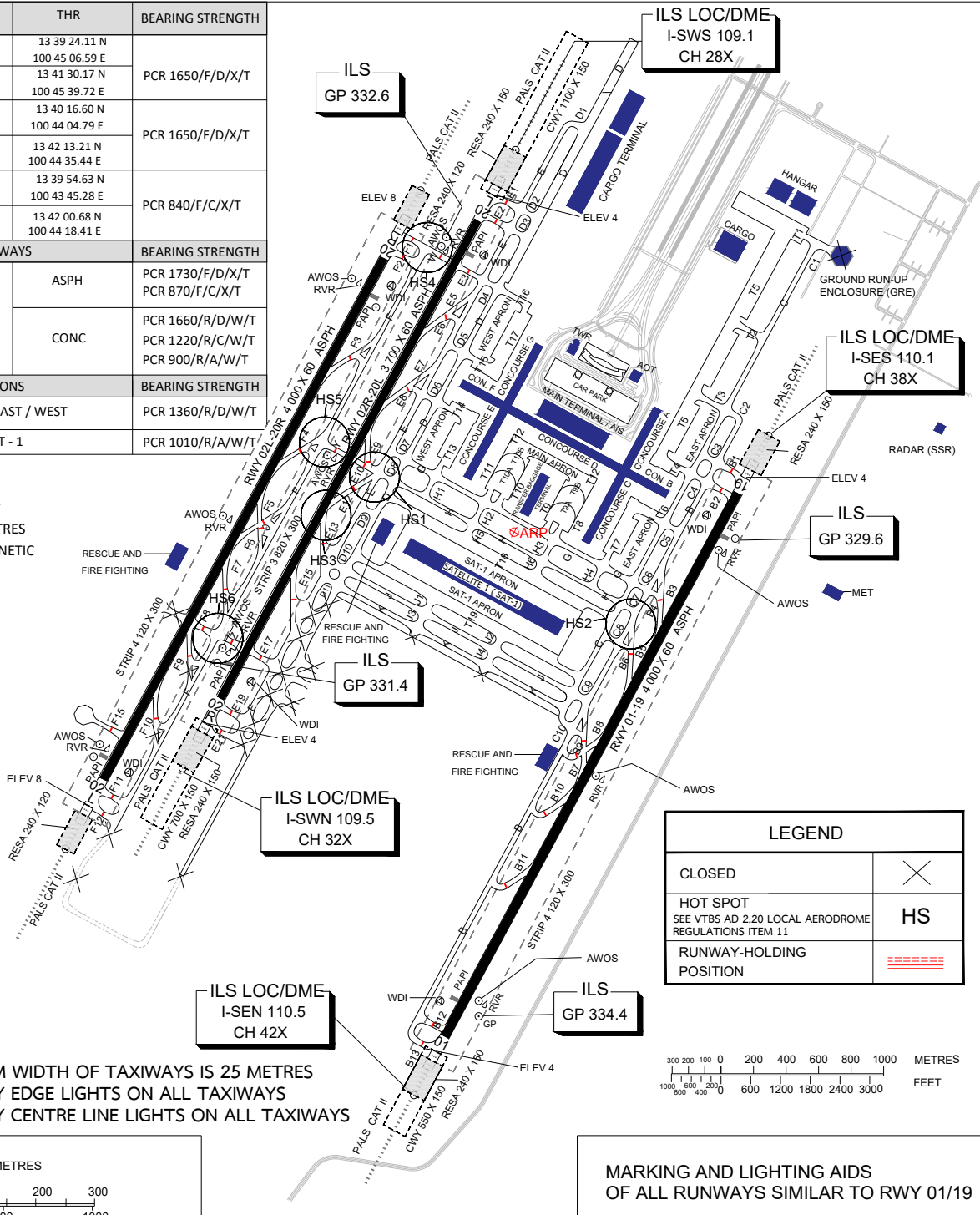
TWR 118.2 274.5
119.0
121.5 243.0

BANGKOK / Suvarnabhumi Intl

RWY	DIRECTION (TRUE BRG)	THR	BEARING STRENGTH
01	14	13 39 24.11 N 100 45 06.59 E	PCR 1650/F/D/X/T
19	194	13 41 30.17 N 100 45 39.72 E	
02R	14	13 40 16.60 N 100 44 04.79 E	PCR 1650/F/D/X/T
20L	194	13 42 13.21 N 100 44 35.44 E	PCR 840/F/C/X/T
02L	14	13 39 54.63 N 100 43 45.28 E	
20R	194	13 42 00.68 N 100 44 18.41 E	PCR 840/F/C/X/T
TAXIWAYS		BEARING STRENGTH	
SURFACE TYPE	ASPH	PCR 1730/F/D/X/T PCR 870/F/C/X/T	
	CONC	PCR 1660/R/D/W/T PCR 1220/R/C/W/T PCR 900/R/A/W/T	
APRONS		BEARING STRENGTH	
MAIN / EAST / WEST		PCR 1360/R/D/W/T	
SAT - 1		PCR 1010/R/A/W/T	

ELEVATIONS IN FEET
DIMENSIONS IN METRES
BEARINGS ARE MAGNETIC

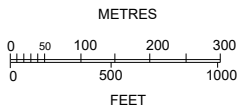
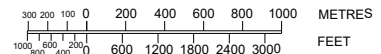
MAG VAR 0°35' W (2016)
ANNUAL CHANGE 0° 0' E



REMARKS :

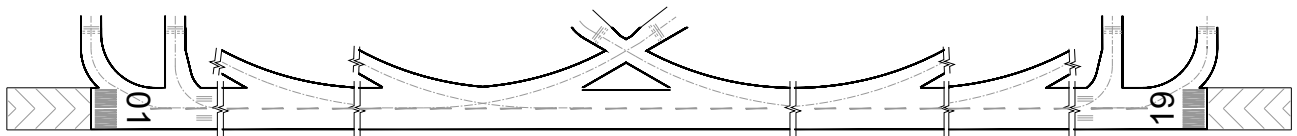
- MINIMUM WIDTH OF TAXIWAYS IS 25 METRES
- TAXIWAY EDGE LIGHTS ON ALL TAXIWAYS
- TAXIWAY CENTRE LINE LIGHTS ON ALL TAXIWAYS

LEGEND	
CLOSED	✕
HOT SPOT SEE VTBS AD 2.20 LOCAL AERODROME REGULATIONS ITEM 11	HS
RUNWAY-HOLDING POSITION	====

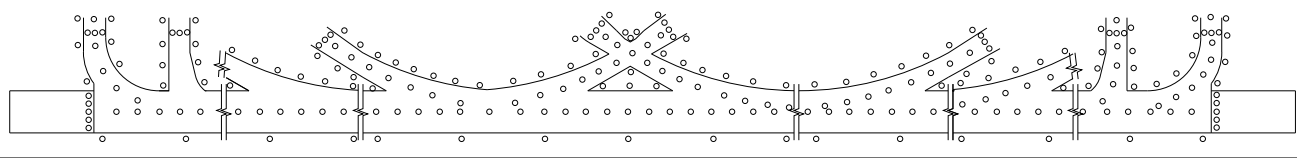


MARKING AND LIGHTING AIDS
OF ALL RUNWAYS SIMILAR TO RWY 01/19

MARKING AIDS RWY 01/19 AND EXIT TWY



LIGHTING AIDS RWY 01/19 AND EXIT TWY



CHANGE : REVISED CHART