

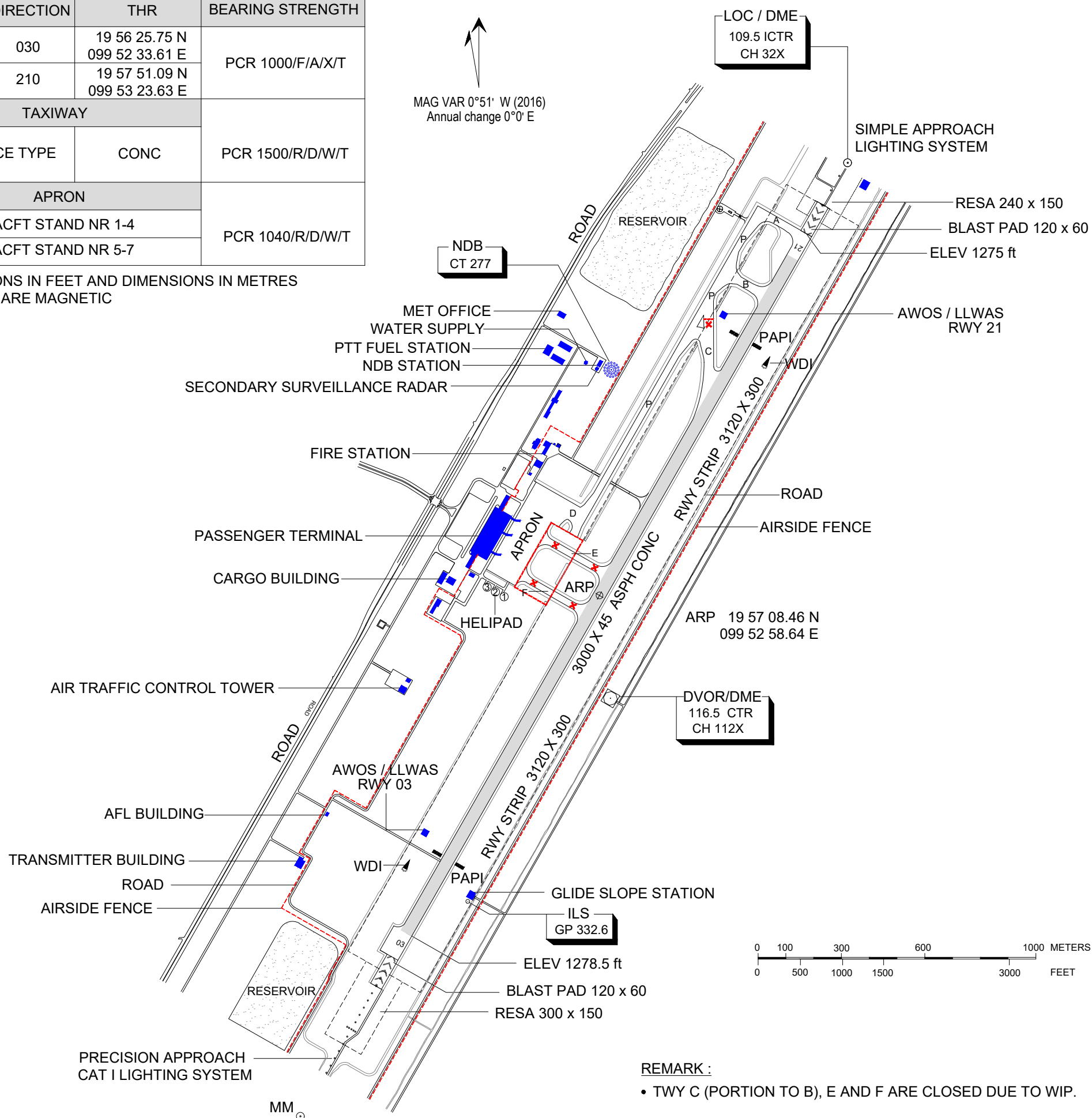
19 57 08.46 N
099 52 58.64 E

TWR 118.4

CHIANG RAI / MAE FAH
Luang-Chiang Rai Intl.

RWY	DIRECTION	THR	BEARING STRENGTH
03	030	19 56 25.75 N 099 52 33.61 E	PCR 1000/F/A/X/T
21	210	19 57 51.09 N 099 53 23.63 E	
TAXIWAY			PCR 1500/R/D/W/T
SURFACE TYPE		CONC	
APRON			PCR 1040/R/D/W/T
APRON ACFT STAND NR 1-4			
APRON ACFT STAND NR 5-7			

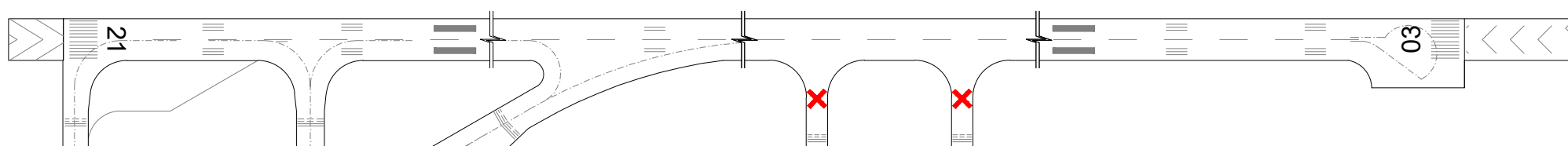
ELEVATIONS IN FEET AND DIMENSIONS IN METRES
BEARING ARE MAGNETIC



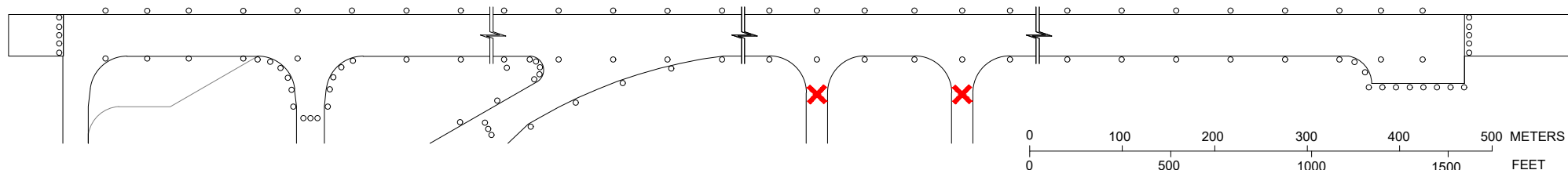
REMARK :

- TWY C (PORTION TO B), E AND F ARE CLOSED DUE TO WIP.

MARKING AIDS RWY 03/21 AND EXIT TWY



LIGHTING AIDS RWY 03/21 AND EXIT TWY



CHANGE : RESA 03 DIMENSION REVISED. SWY 03 CANCELLED. BLAST PAD 21 ADDED. NEW TWY A, TWY B, TWY C, TWY D, TWY P ADDED. FORMER TWY A REVISED NAME AS TWY F. FORMER TWY B REVISED NAME AS TWY E. PCN CHANGED TO PCR