

AERODROME CHART - ICAO

19 57 08 N
099 52 59 E

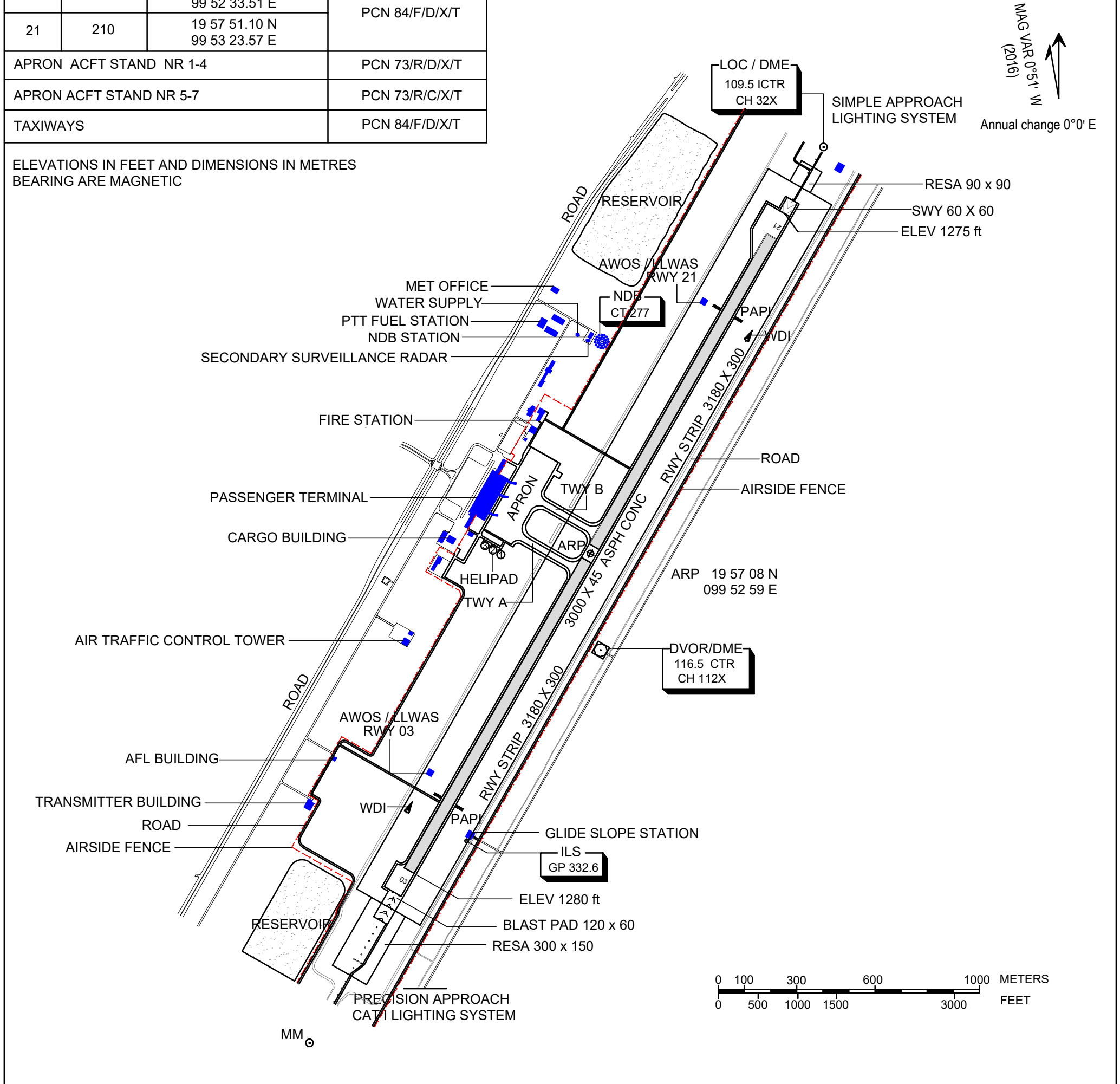
ELEV 1280 ft

TWR 118.4

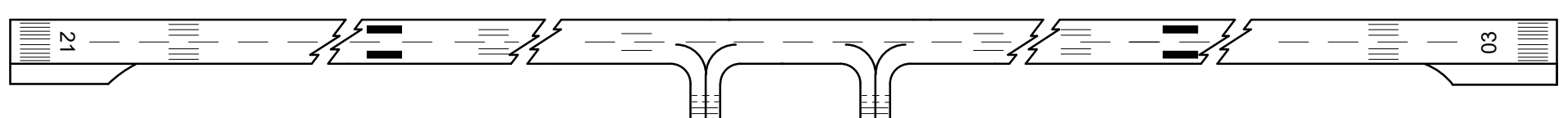
CHIANG RAI /
Mae Fah Laung-Chiang Rai Intl

RWY	DIRECTION	THR	BEARING STRENGTH
03	030	19 56 25.75 N 99 52 33.51 E	PCN 84/F/D/X/T
21	210	19 57 51.10 N 99 53 23.57 E	
APRON ACFT STAND NR 1-4			PCN 73/R/D/X/T
APRON ACFT STAND NR 5-7			PCN 73/R/C/X/T
TAXIWAYS			PCN 84/F/D/X/T

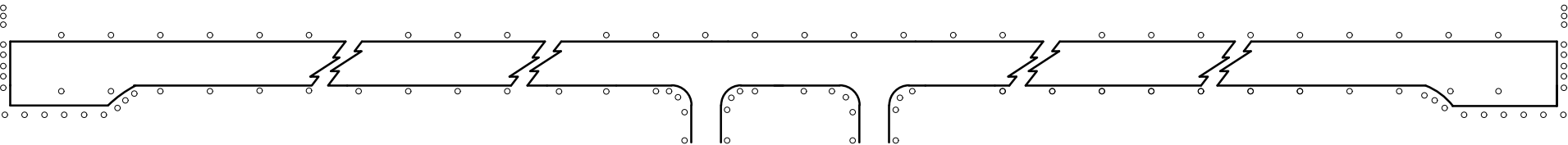
ELEVATIONS IN FEET AND DIMENSIONS IN METRES
BEARING ARE MAGNETIC



MARKING AIDS RWY 03/21 AND EXIT TWY



LIGHTING AIDS RWY 03/21 AND EXIT TWY



0 100 200 300 400 500 METRES
0 500 1000 1500 FEET

CHANGE : RESA 21 DIMENSION REVISED. SWY 21 CANCELLED. BLAST PAD 03 ADDED.