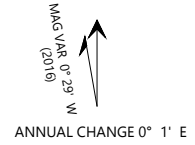
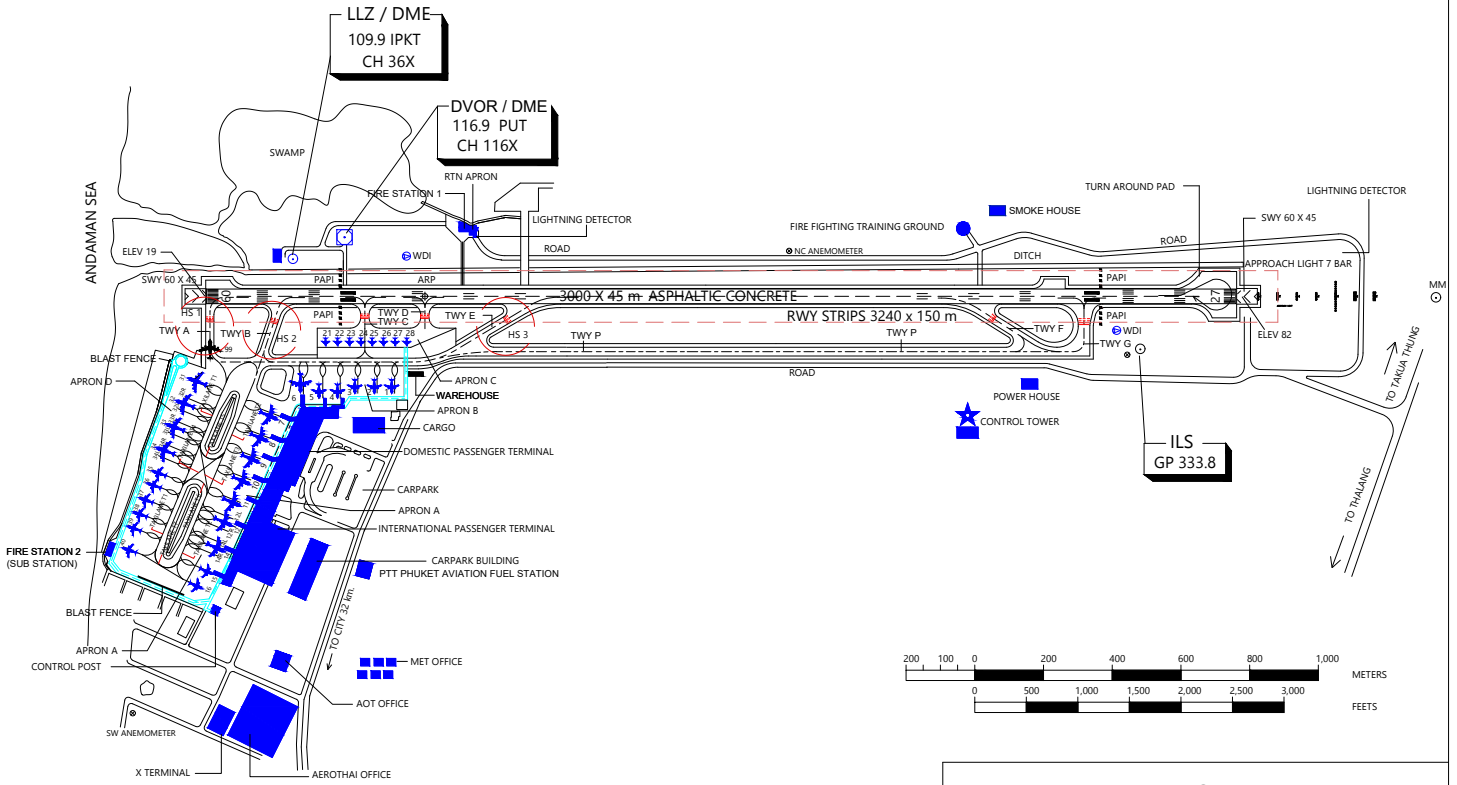


RWY	DIRECTION	THR	BEARING STRENGTH
09	85	08 06 43.05 N 098 18 11.90 E	PCN 59/F/A/X/T
27	265	08 06 52.23 N 098 19 49.46 E	
TAXIWAY A,B,E,F,G,P			PCN 78/R/C/X/T
TAXIWAY C,D,P			PCN 59/F/A/X/T
APRON A, B, C, D			PCN 78/R/C/X/T
TAXILANE T1, T2, T3, T4, T5, T6, T7			PCN 78/R/C/X/T

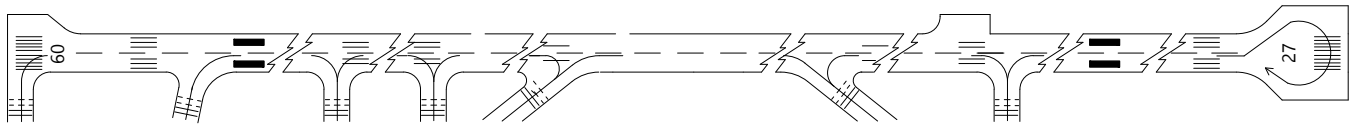


ELEVATIONS IN FEET AND DIMENSIONS IN METRES  
BEARING ARE MAGNETIC



RWY LIGHT : WHITE  
LIGHTING AIDS : TWY LIGHT : BLUE  
THR/END LIGHT : GREEN/RED  
BIDIRECTIONAL

MARKING AIDS RWY 09/27 AND EXIT TWY



LIGHTING AIDS RWY 09/27 AND EXIT TWY

