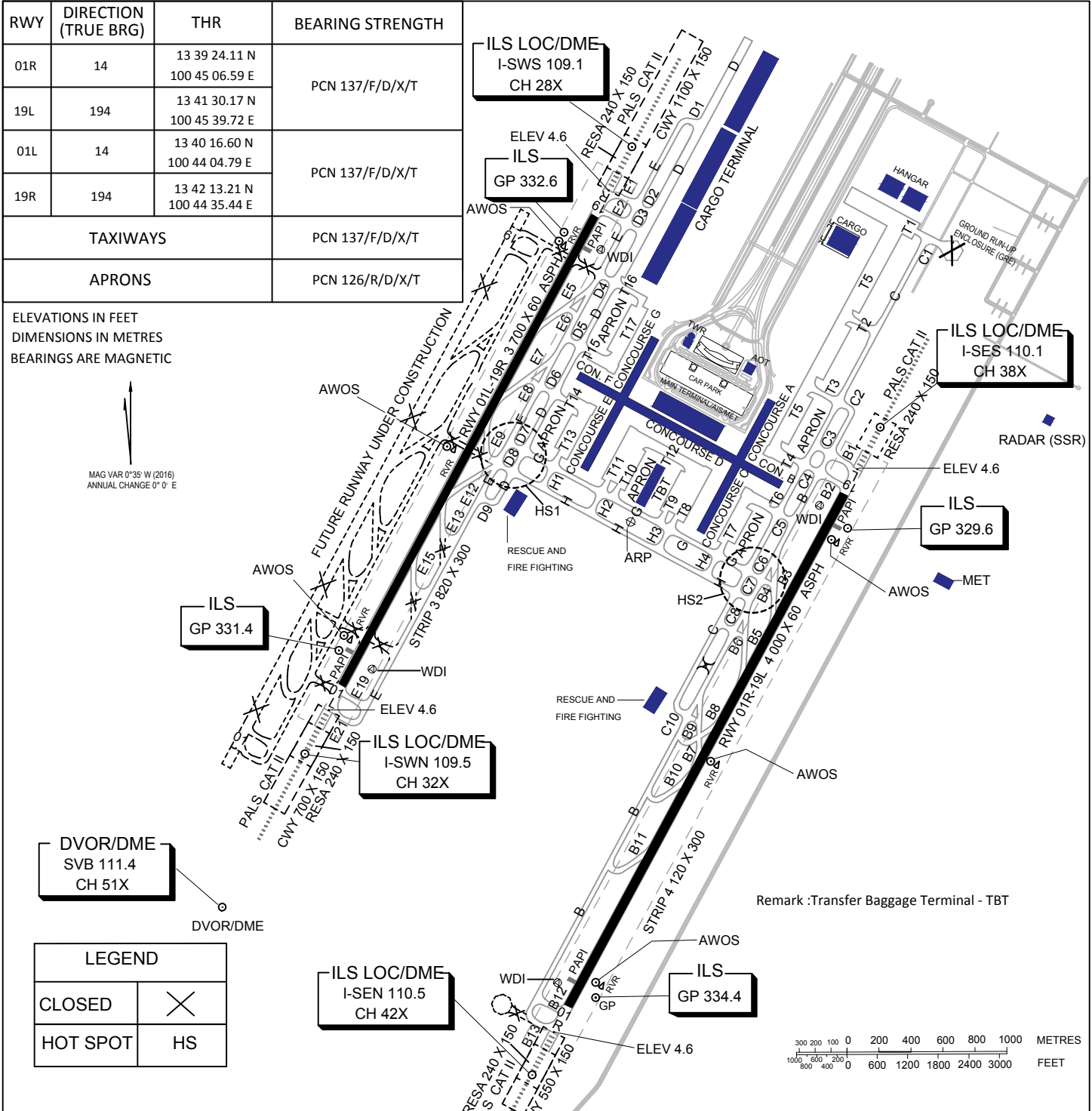


RWY	DIRECTION (TRUE BRG)	THR	BEARING STRENGTH
01R	14	13 39 24.11 N 100 45 06.59 E	PCN 137/F/D/X/T
19L	194	13 41 30.17 N 100 45 39.72 E	
01L	14	13 40 16.60 N 100 44 04.79 E	PCN 137/F/D/X/T
19R	194	13 42 13.21 N 100 44 35.44 E	
TAXIWAYS			PCN 137/F/D/X/T
APRONS			PCN 126/R/D/X/T

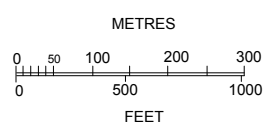
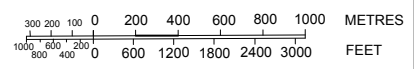
ELEVATIONS IN FEET  
DIMENSIONS IN METRES  
BEARINGS ARE MAGNETIC



DVOR/DME  
SVB 111.4  
CH 51X

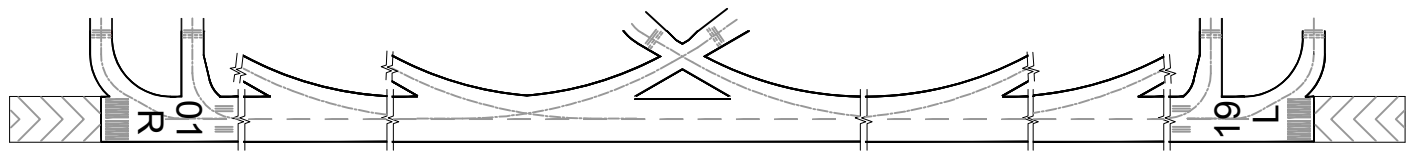
LEGEND	
CLOSED	X
HOT SPOT	HS

Remark : Transfer Baggage Terminal - TBT

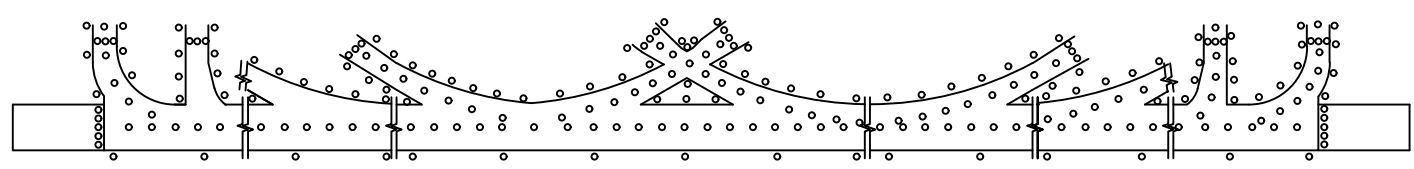


MARKING AND LIGHTING AIDS  
RWY 01L/19R SIMILAR TO RWY 01R/19L

MARKING AIDS RWY 01R/19L AND EXIT TWY



LIGHTING AIDS RWY 01R/19L AND EXIT TWY



CHANGE : AWOS ADDED. ILS LOC/DME.