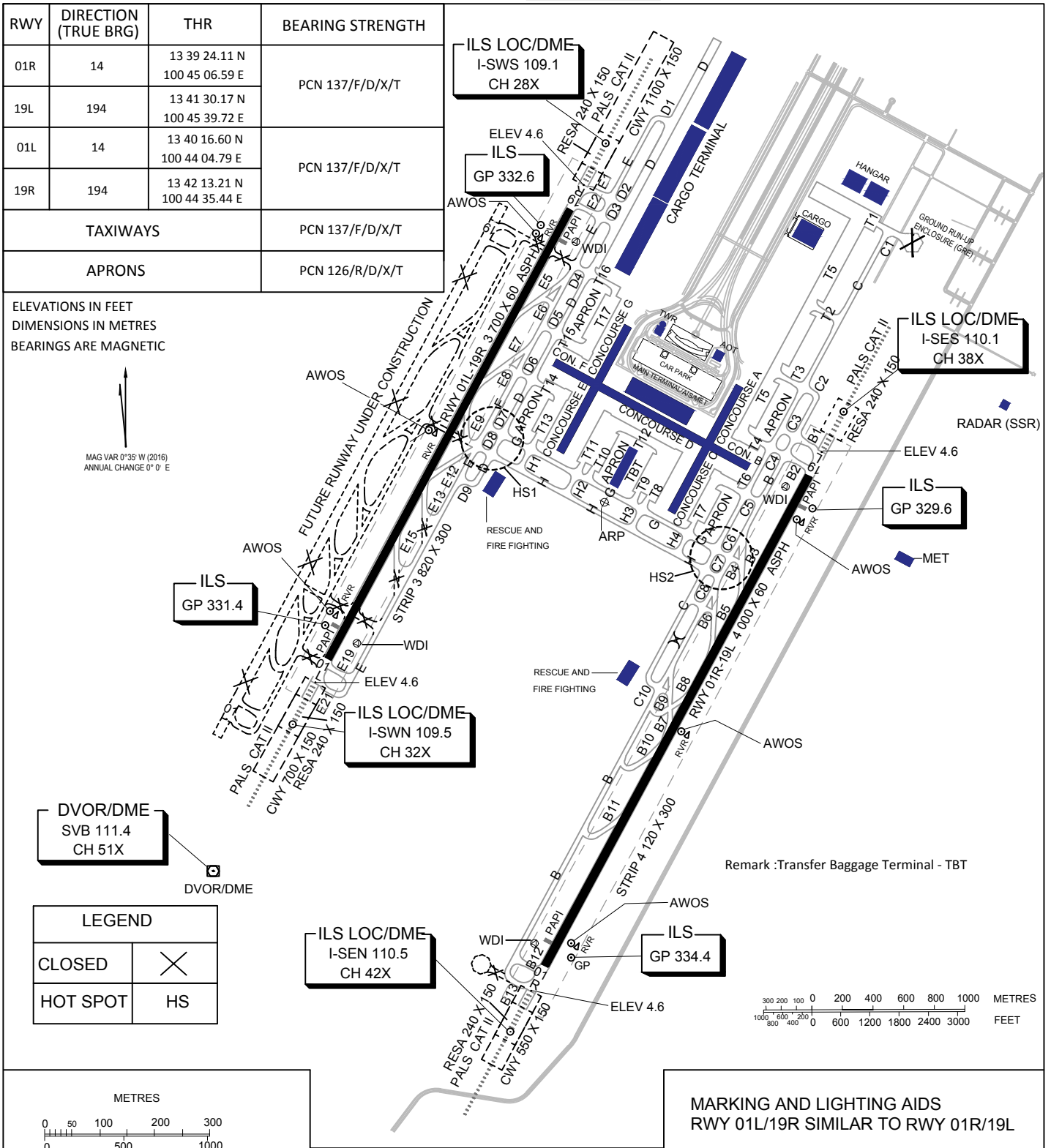


RWY	DIRECTION (TRUE BRG)	THR	BEARING STRENGTH
01R	14	13 39 24.11 N 100 45 06.59 E	PCN 137/F/D/X/T
19L	194	13 41 30.17 N 100 45 39.72 E	
01L	14	13 40 16.60 N 100 44 04.79 E	PCN 137/F/D/X/T
19R	194	13 42 13.21 N 100 44 35.44 E	
TAXIWAYS			PCN 137/F/D/X/T
APRONS			PCN 126/R/D/X/T

ELEVATIONS IN FEET
DIMENSIONS IN METRES
BEARINGS ARE MAGNETIC



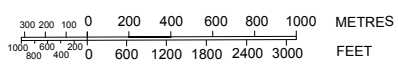
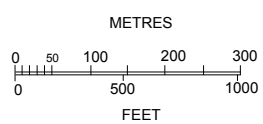
DVOR/DME
SVB 111.4
CH 51X

DVOR/DME

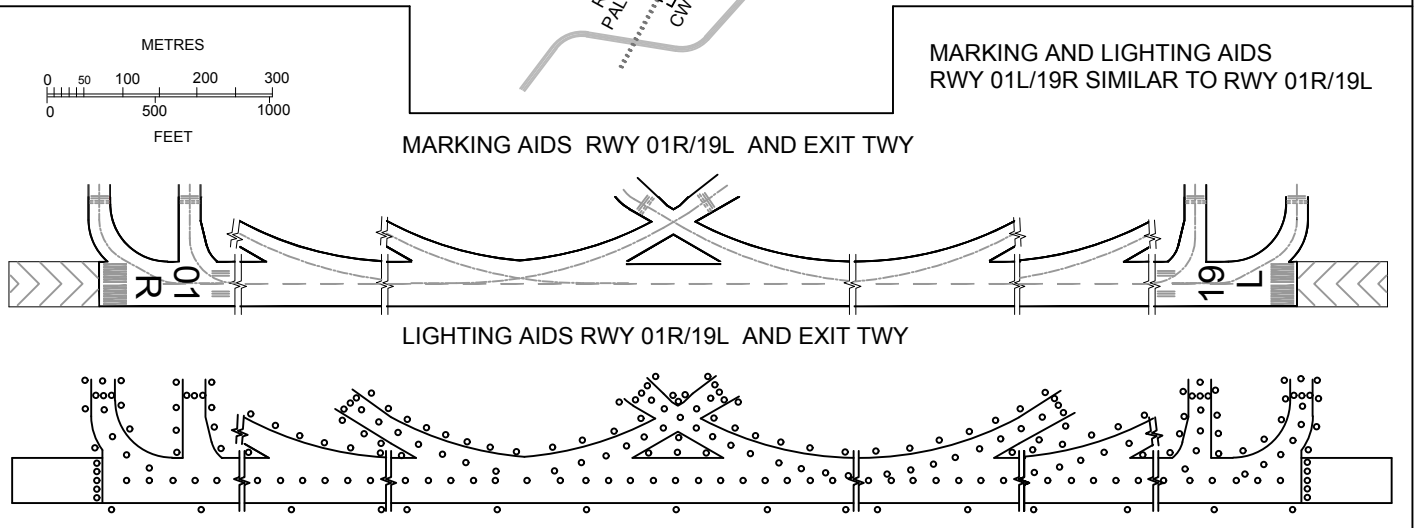
LEGEND	
CLOSED	✕
HOT SPOT	HS

ILS LOC/DME
I-SEN 110.5
CH 42X

ILS
GP 334.4



Remark : Transfer Baggage Terminal - TBT



CHANGE : DVOR/DME SYMBOL