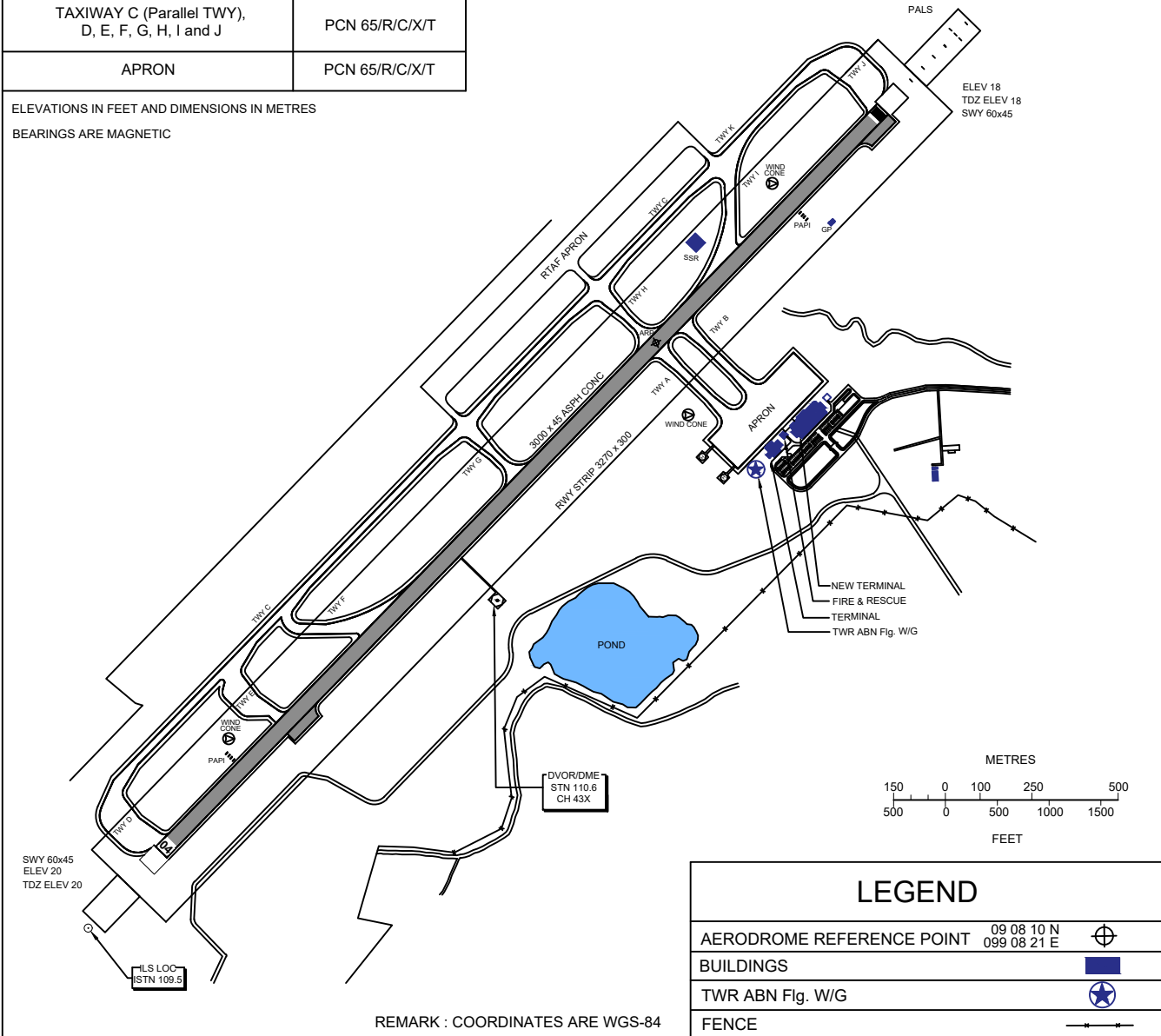
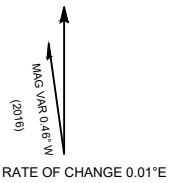


CHANGE : REVISED CHART. MAG VAR. ANNUAL RATE OF CHANGE. PAPI 04/22 RIGHT CANCELLED. LOC. DVOR/DME. TWY BEARING STRENGTH. WIND CONE ADDED. TWR FREQ. NDB CANCELLED.

RWY	DIRECTION	THR	BEARING STRENGTH
04	44.09	09 07 22.19 N 099 07 33.72 E	PCN 65/F/C/X/T
22	224.09	09 08 32.55 N 099 08 42.50 E	
TAXIWAY A and B			PCN 65/F/C/X/T
TAXIWAY C (Parallel TWY), D, E, F, G, H, I and J			PCN 65/R/C/X/T
APRON			PCN 65/R/C/X/T

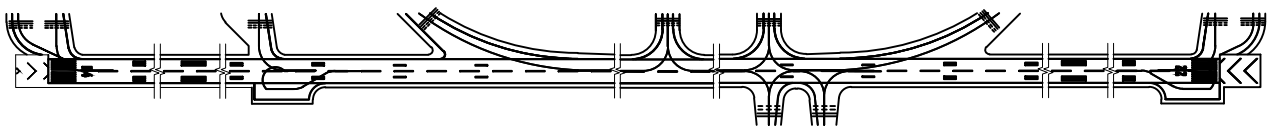
ELEVATIONS IN FEET AND DIMENSIONS IN METRES  
BEARINGS ARE MAGNETIC



REMARK : COORDINATES ARE WGS-84

LEGEND		
AERODROME REFERENCE POINT	09 08 10 N 099 08 21 E	⊕
BUILDINGS		■
TWR ABN Flg. W/G		★
FENCE		—+—+—+—+—

MARKING AIDS RWY 04/22 AND EXIT TWY



LIGHTING AIDS RWY 04/22 AND EXIT TWY

