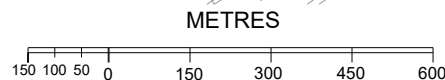
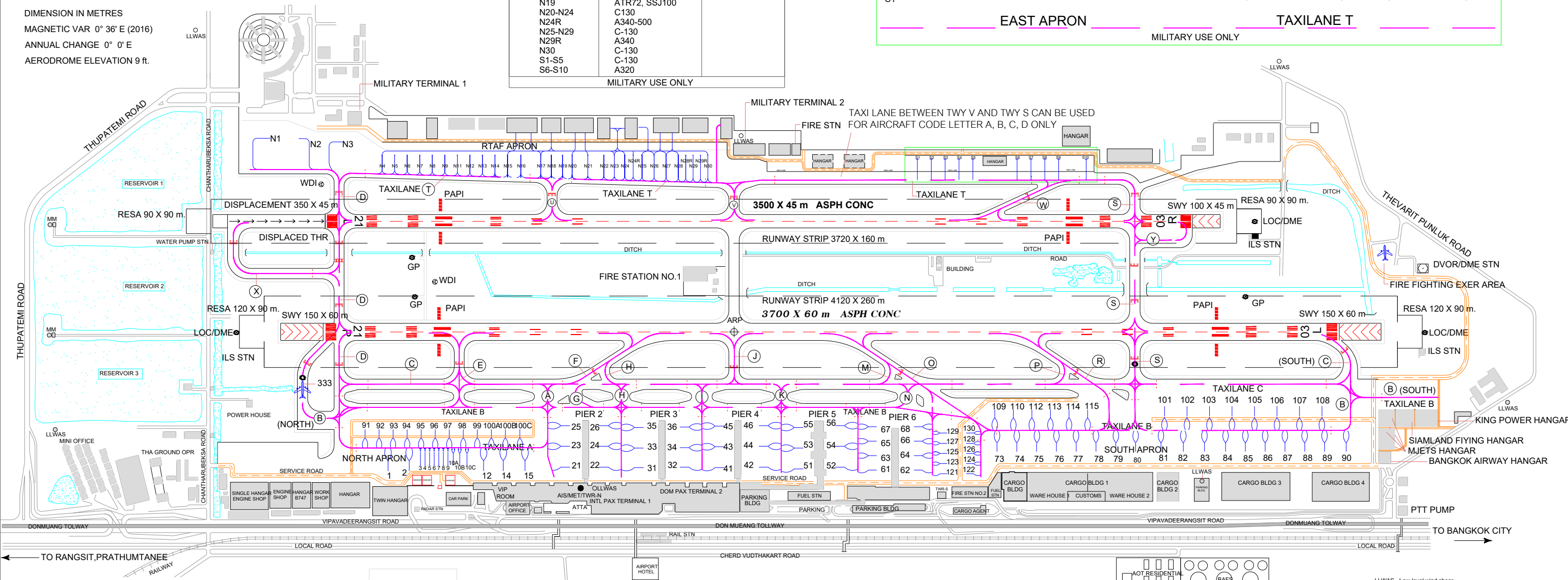
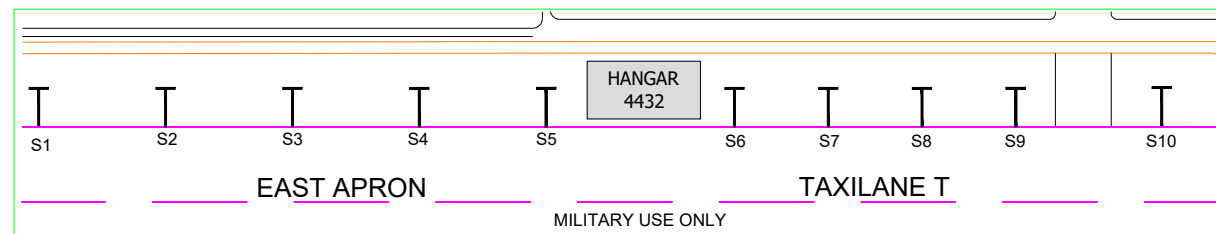


DIMENSION IN METRES  
MAGNETIC VAR 0° 36' E (2016)  
ANNUAL CHANGE 0° 0' E  
AERODROME ELEVATION 9 ft.

ACCOMMODATION FOR RTAF APRON		
ACFT STANDS NR	ACFT UP TO	REMARKS
N1-N3	B747-400, A340-500	FOR VVIP, VIP
N4	A310	FOR VVIP, VIP
N5-N14	ATR72, SSJ100	FOR VVIP, VIP
N15-N18	A320	FOR VVIP, VIP
N19	ATR72, SSJ100	
N20-N24	C130	
N24R	A340-500	
N25-N29	C-130	
N29R	A340	
N30	C-130	
S1-S5	C-130	
S6-S10	A320	
MILITARY USE ONLY		



LEGEND	
AERODROME REFERENCE POINT (13 54 52 N 100 36 20 E)	⊕
BUILDING OR LARGE STRUCTURE	■
TAXI ROUTES	—
AIRCRAFT STAND AND IDENTIFICATION 25	⊖
RUNWAY-HOLDING POSITION	—
ILS CAT II HOLDING POSITION	—
INTERMEDIATE HOLDING POSITION	—
TAXIWAY IDENTIFICATION	(H)
SWAMP, DITCH OR CHANNCEL	—
VOR CHECK POINT	○

**REMARKS**

- \* TWY B NORTH WIDTH 23 m.
- \* TWY C SOUTH WIDTH 23 m.
- \* TAXI LANE B EXTENSION FM TAXILANE A TO TWY D WIDTH 23 m. PCN 84/R/D/W/U-CONC
- \* AIRCRAFT STAND NR 333 FOR ISOLATED PARKING
- \* ALL AIRCRAFT STAND IS NOSE-IN PARKING
- \* TWY J FOR AIRCRAFT UP TO B737
- \* TWY D FM RWY21L TO RTAF APRON WIDTH 23 m.
- \* TAXI LANE T BETWEEN TWY V AND TWY W CAN BE USED FOR AIRCRAFT CODE LETTER A, B, C, D ONLY

**TAXIWAYS : STRENGTH ,SURFACE AND WIDTH**

ID	PCN-SFC	WIDTH (m.)	ID	PCN-SFC	WIDTH(m.)	ID	PCN-SFC	WIDTH(m.)
A	78/R/D/W/U-CONC	TAXILANE	I	78/R/D/W/U-CONC	50	S	78/R/D/W/U-CONC	23
B	78/R/D/W/U-CONC	TAXILANE	J	78/R/D/W/U-CONC	25	T	78/R/D/W/U-CONC	TAXILANE
C	84/R/D/W/U-CONC	28	K	78/R/D/W/U-CONC	50	U	78/R/D/W/U-CONC	23
D	78/R/D/W/U-CONC	30	M	78/R/D/W/U-CONC	30	V	78/R/D/W/U-CONC	23
E	78/R/D/W/U-CONC	25	N	78/R/D/W/U-CONC	32	W	78/R/D/W/U-CONC	36
F	78/R/D/W/U-CONC	30	O	78/R/D/W/U-CONC	30	X	78/R/D/W/U-CONC	30
G	78/R/D/W/U-CONC	32	P	78/R/D/W/U-CONC	30	Y	86/F/D/W/U-ASPH CONC	30
H	84/R/D/W/U-CONC	40	R	78/R/D/W/U-CONC	30			

CHANGE: LOC/DME: TWY D.

LLWAS - Low-level wind shear