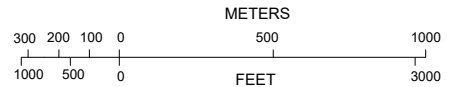
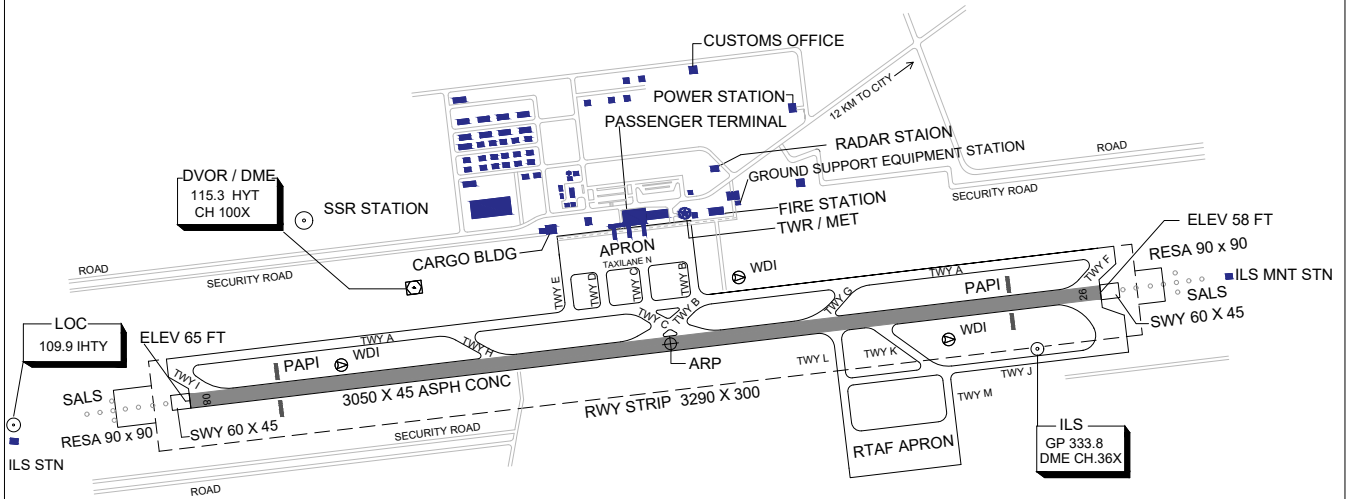



RWY	DIRECTION	THR	BEARING STRENGTH
08	082	06 55 51.55 N 100 22 49.84 E	PCN 60/F/C/X/T
26	262	06 56 03.92 N 100 24 28.30 E	
TAXIWAY A,B,C,G,H			PCN 60/F/C/X/T
TAXIWAY B,C,D,E,F,I			PCN 60/R/C/X/T
APRON , TAXILANE N			PCN 60/R/C/X/T

ELEVATIONS IN FEET AND DIMENSIONS IN METRES
BEARING IS MAGNETIC

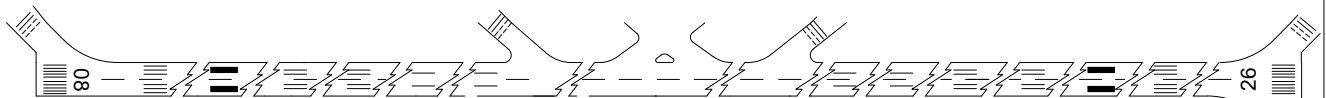


LEGEND

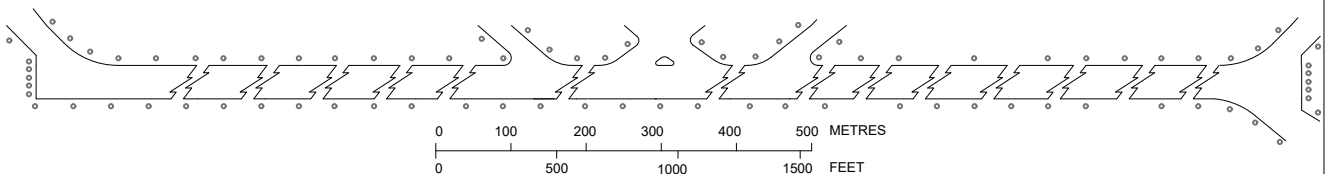
AERODROME REFERENCE POINT	06 55 58 N 100 23 42 E	
BUILDINGS		
ROADS		
WIND DIRECTION INDICATOR		

LIGHTING AIDS :	RWY LIGHT :	WHITE
	TWY LIGHT :	BLUE
	THR/END LIGHT :	GREEN/RED BIDIRECTIONAL
	STOPWAY LIGHT :	RED

MARKING AIDS RWY 08/26 AND EXIT TWY



LIGHTING AIDS RWY 08/26 AND EXIT TWY



CHANGE : SALS RWY 08 ADDED. ILS MNT STN.