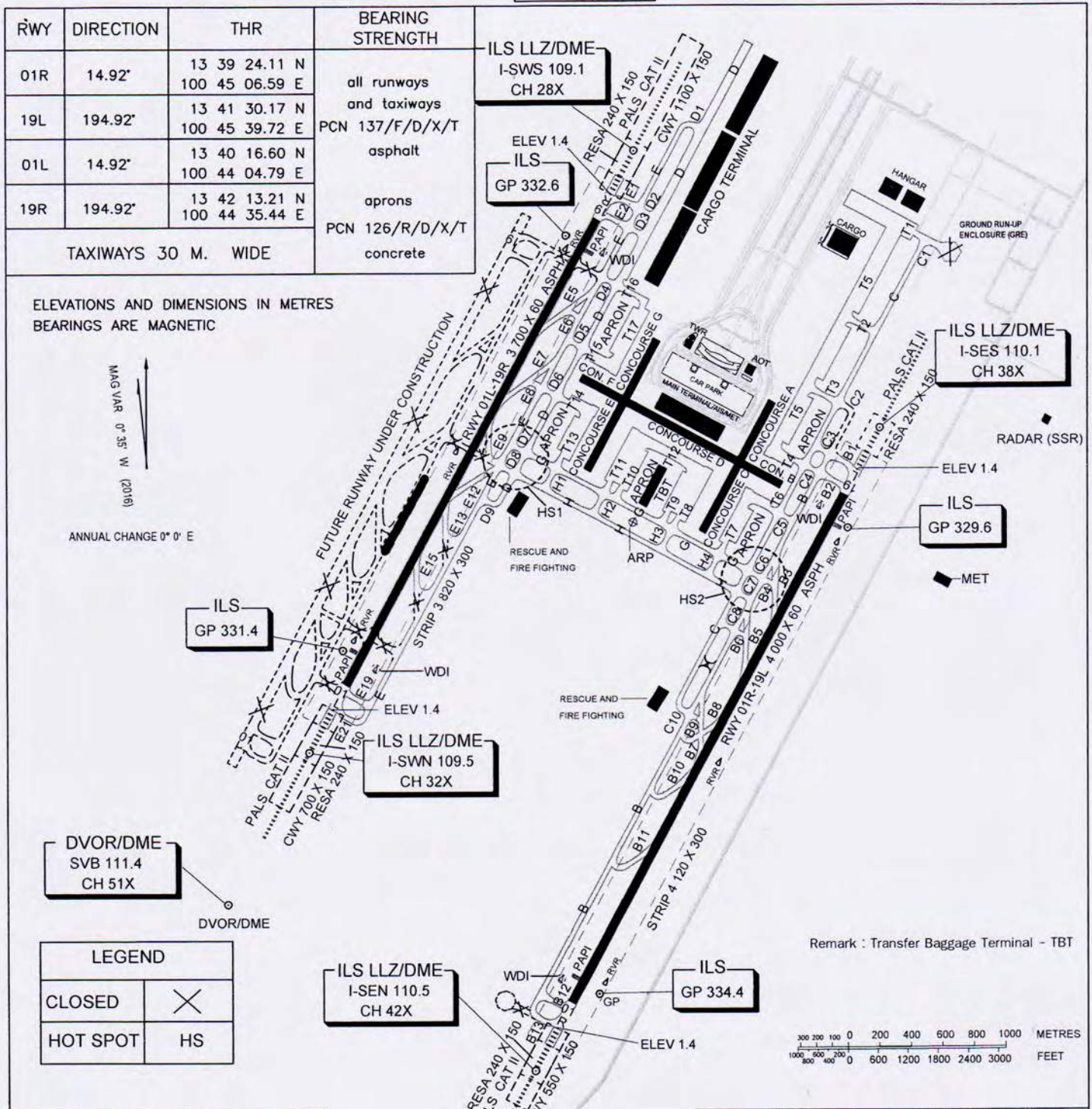


RWY	DIRECTION	THR	BEARING	STRENGTH
01R	14.92°	13 39 24.11 N 100 45 06.59 E	PCN 137/F/D/X/T asphalt	all runways and taxiways
19L	194.92°	13 41 30.17 N 100 45 39.72 E		
01L	14.92°	13 40 16.60 N 100 44 04.79 E		
19R	194.92°	13 42 13.21 N 100 44 35.44 E		
TAXIWAYS 30 M. WIDE			PCN 126/R/D/X/T	concrete

ELEVATIONS AND DIMENSIONS IN METRES  
BEARINGS ARE MAGNETIC





DVOR/DME SVB 111.4 CH 51X

LEGEND

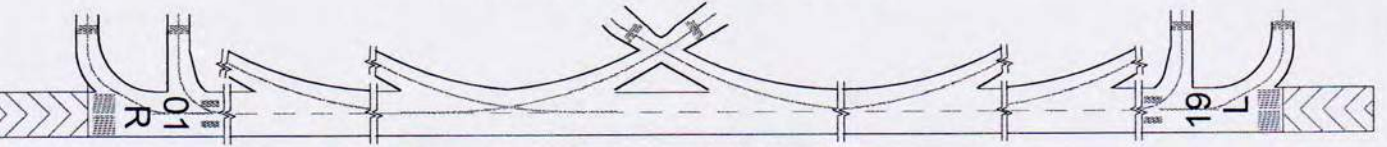
CLOSED	✕
HOT SPOT	HS

Remark : Transfer Baggage Terminal - TBT



MARKING AIDS RWY 01R/19L AND EXIT TWY

MARKING AND LIGHTING AIDS  
RWY 01L/19R SIMILAR TO RWY 01R/19L



LIGHTING AIDS RWY 01R/19L AND EXIT TWY

